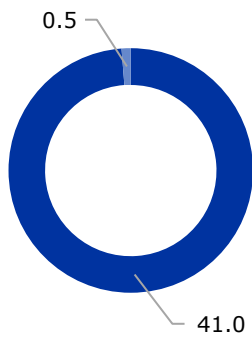




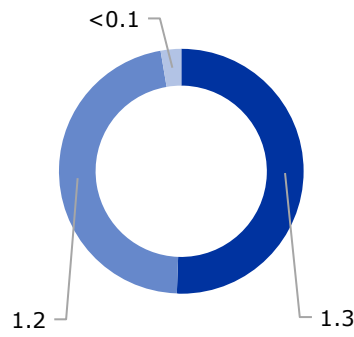

Environmental Data 2021

Water Withdrawal



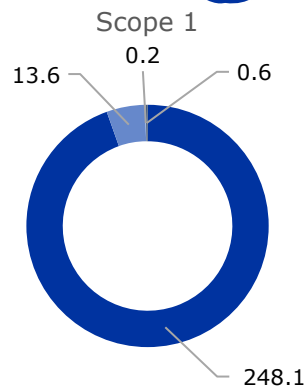
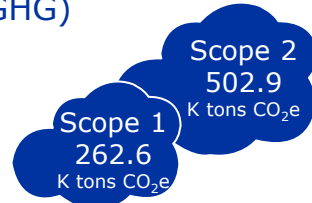
■ Municipal Water
■ Ground Water

Energy Consumption

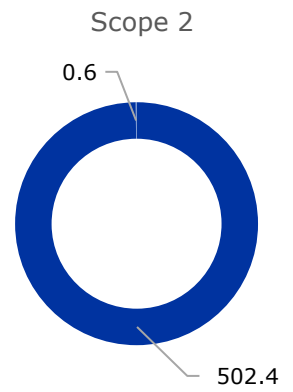


■ Electricity ■ Natural Gas
■ Others¹

Greenhouse Gas Emissions (GHG)

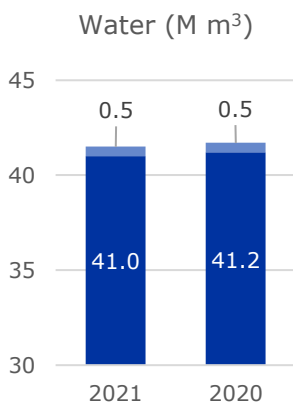


■ Natural Gas ■ Liquid Gas
■ Fuel Oil ■ Diesel

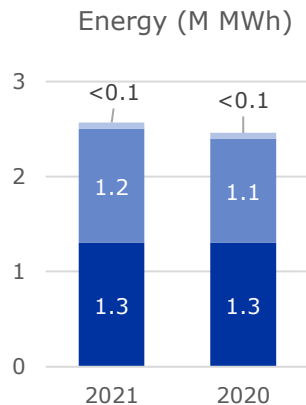


■ Electricity
■ District Heating

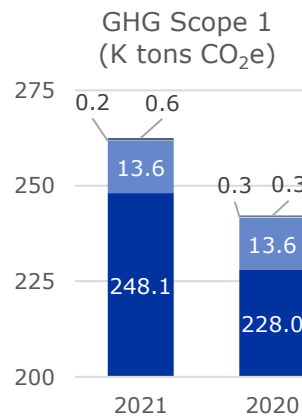
Resource breakdown in comparison to 2020



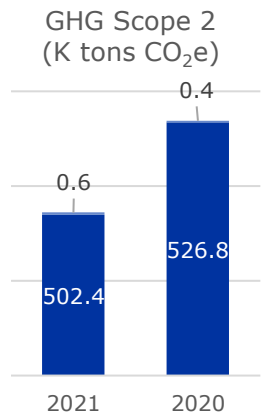
■ Ground Water
■ Municipal Water



■ Electricity ■ Natural Gas
■ Others¹



■ Natural Gas ■ Liquid Gas
■ Fuel Oil ■ Diesel



■ District Heating
■ Electricity

	2021	2020
Water (M m³)	41.4	41.7
Municipal Water	41.0	41.2
Ground Water	0.5	0.5

	2021	2020
Energy (M MWh)	2.6	2.5
Electricity	1.3	1.3
Natural Gas	1.2	1.1
Others	<0.1	<0.1

	2021	2020
Scope 1 CO₂ equivalents (K tons)	262.6	242.2
Natural Gas	248.1	228.0
Liquid Gas	13.6	13.6
Fuel Oil	0.2	0.3
Diesel	0.6	0.3
Scope 2 CO₂ equivalents (K tons)	502.9	527.2
Electricity	502.4	526.8
District Heating	0.6	0.4

Source: Non-Financial Group Report 2021.

¹ Including fuel oil, diesel, liquid gas, and district heating. Excluding mobile assets.